



COMPLETE THIS SUMMER WORK and PREPARE FOR 4th GRADE LIKE A CHAMPION!

1. Summer Reading:

- You will read 10 books and write them on the **Summer Book Log** attached or you may participate in the Harford County Public Library Summer Reading Program and use their form to list your books.
- **Choose one of the books you read and write about it using the attached activities. Students should complete page 1 (My Book Report) and 3 other pages of their choosing.**
- *Return the **BOOK REPORT and BOOK LOG** the first week of school. Have fun reading all summer!*

2. Summer Math:

- For summer math work students will use the given **workbook**
 - **Grade 3 Multiplication: Kumon Math Workbook**
- Students are required to complete all the **ODD problems on EVERY page.**
 - Students will most likely be able to complete more than one page during one sitting.

The workbooks are being used in hopes that students continue to practice and maintain knowledge of their multiplication facts in order to fully prepare them for fourth grade math.

3. EXTRA (but VERY helpful)

❖ Writing:

Writing is heavily stressed in 4th grade. I encourage your child to continue to write over the summer, whether it is through journaling, diary entries, or sending letters/postcards to loved ones about summer adventures (they can even send them to me if they want!).

- There is a postcard template attached that students can use.

**** Students can also continue to further develop their cursive handwriting by writing in cursive when doing their journal or postcard writing.****

❖ Computer practice:

Typing Games on ABCya

* Please choose the correct level to match your current keyboarding skill level.***

- Typing on ABCya (keyboarding) - [Race Car Typing on ABCya](#)
- Alpha Munching Game (keyboarding) [Alpha Munchies Typing game on ABCya](#)

Other Typing Tutorials

- Typing - <https://www.typing.com/student/login>
- Typing Games on Scratch - <https://scratch.mit.edu/search/projects?q=typing>

Coding

- Code.org Coding for all ages - <https://studio.code.org/courses>
- Scratch - <https://scratch.mit.edu/>

Name: _____

My book report

Book Title: _____

Author: _____

Genre: _____




Main Character

Draw a picture of the main character.

Describe the main character.
What do they look like? How do they act?

Paying attention to what the character says and thinks helps the reader understand the character. Write 2 things your character said or thought.



Main Character

If you could say anything to the main character, what would you say? Would you give him/her advice? Write a letter to the main character in your book.

[illegible]

Setting

The setting of the book is very important. Sometimes a book has more than one setting. Write about the setting or settings.

Did the book take place in the past, present, or future? Explain how you know.


Draw a picture of the setting in your book. If there is more than one setting, choose your favorite.

In what season did your book take place? How do you know?



Jump in the book!

It can be fun to imagine the opportunity to jump inside your book and interact with the plot of the book. If you could jump in your book, what would you do? Would you save the day? Would you have fun with the characters? Would you confront a bully? Would you solve a problem? Draw a picture of yourself and what you would do if you could jump into the book.




Describe the picture you drew.

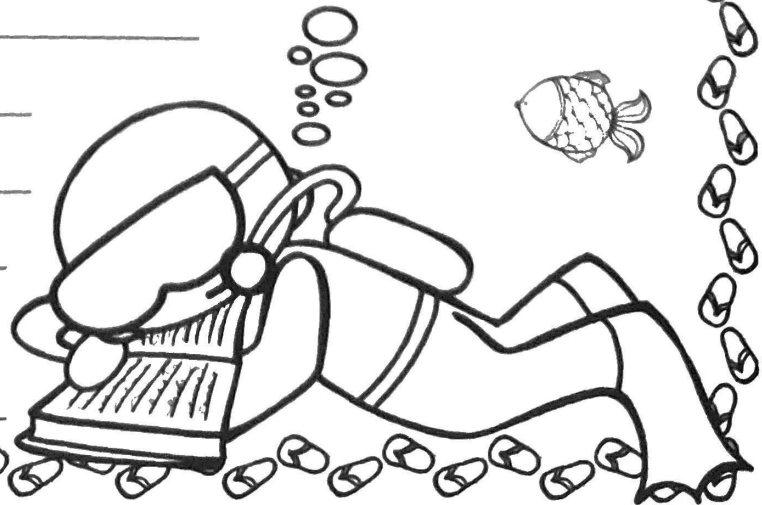


this made me LOL!

Draw and describe a part from your book that made you laugh out loud!



Describe the picture you drew.



add the feelings!

While reading, readers often experience many feelings. Think about the feelings you had while reading. Draw or describe a part of the book that made you feel each of the feelings below.

Sad



angry

happy



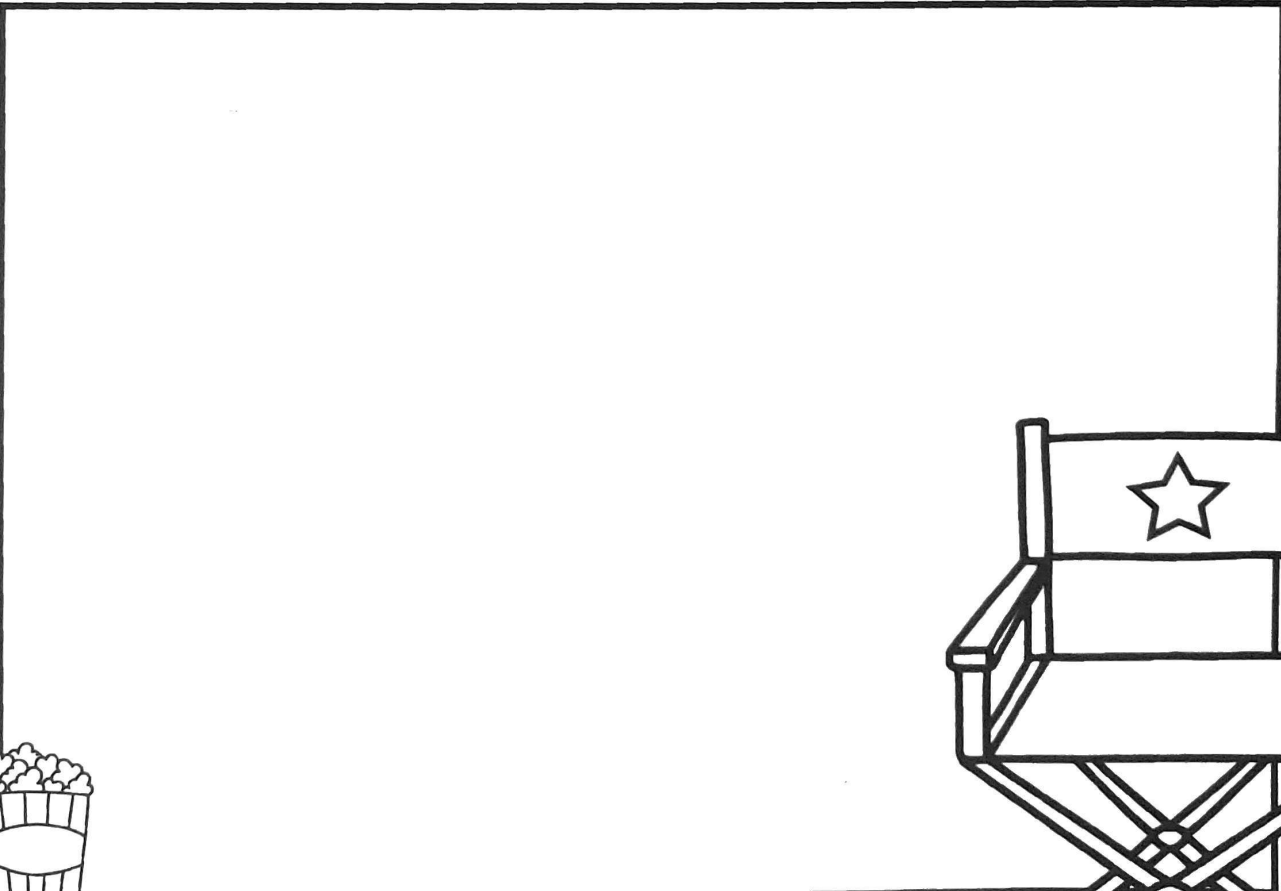


Lights, Camera, Action!

Think about what your book would look like if it was turned into a movie! Who would play each character?

 Book Character	 Movie Star
_____	_____
_____	_____
_____	_____

Draw a movie poster for your book.



A Note to the author

Write a letter to the author of your book thanking them for writing such an amazing book. Use the list of book adjectives to help you make your writing more interesting.

Brilliant

Action-packed

Powerful

Thought-provoking

Creepy

Breath taking

Nail biting

Mysterious

Addictive

Phenomenal

Page-turner

Astonishing


Fascinating

Unbelievable

Studding

Extraordinary





What would you rate the book?

How many stars would you give your book with 5 stars being the best? Shade the amount of stars your book deserves.



Explain your rating.

Who would you recommend
this book to and why?

Would you read this book again? Explain.





My book response

Book Title: _____

Author's Name: _____

Genre: _____

Describe the main character.

Describe the setting.

What problem did the main character face? How did she or he solve the problem?

How many stars would you give your book? Shade them!






Reading Log


Name: _____



1	TITLE	AUTHOR	Fiction/ Non-fiction
2	TITLE	AUTHOR	Fiction/ Non-fiction
3	TITLE	AUTHOR	Fiction/ Non-fiction
4	TITLE	AUTHOR	Fiction/ Non-fiction
5	TITLE	AUTHOR	Fiction/ Non-fiction
6	TITLE	AUTHOR	Fiction/ Non-fiction
7	TITLE	AUTHOR	Fiction/ Non-fiction
8	TITLE	AUTHOR	Fiction/ Non-fiction
9	TITLE	AUTHOR	Fiction/ Non-fiction
10	TITLE	AUTHOR	Fiction/ Non-fiction

Dear _____,



Dear _____,





Dear _____,

To _____

From _____

Dear _____,

To _____

From _____

110

110